





Pad Selection Guide

All products are 2-piece (pad secured with garment) systems. The TEWV continence formulary is available via the Physical Health intranet page.

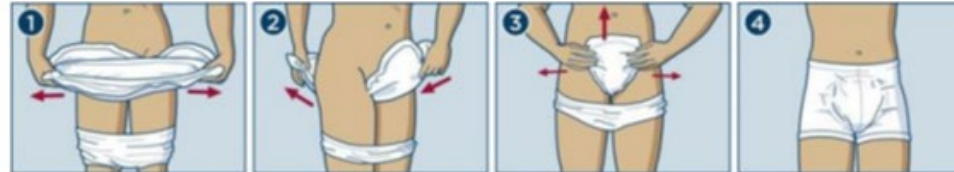
Light urinary incontinence only	Moderate/heavy urinary incontinence only OR double incontinence	Faecal incontinence only (e.g. people with a urinary catheter insitu)
<p>Attends Soft 4 pad</p>  <p>Secured by removing strip and sticking adhesive underside of pad to patient's own close-fitting underwear.</p>	<p>Attends Contours Regular 7 pad OR Attends Contours Regular 8 pad</p>  <p>Both secured with Attends Stretch Pants – colour coded by size as follows: Small – red Medium – blue Large – brown Extra large – green Extra extra large – orange</p>  <p>Attends Stretch Pants are single patient items but can be laundered up to 25 times.</p>	<p>Attends F6 pad</p>  <p>Secured with Attends Stretch Pants (see column to left).</p> <p>Note – not to be used for any urinary incontinence as product will not absorb fluid, is designed only to contain faecal incontinence. Remember 'F for faeces.</p>
<p>Above pad numbering relates to absorbency – the higher the number the higher the absorbency. Please begin with lower absorbency and increase only if needed.</p>		



Important considerations

- Staff must acknowledge the patient's personal preferences and wishes. Wherever possible these preferences need to be considered to promote collaborative decision making, privacy and dignity, and, to prevent iatrogenic harm.
- Patient consent **must** be gained prior to any assessment and/or implementation of care, **considering capacity assessments where appropriate.**
- Staff **must** support patients using incontinence pads to maintain good levels of personal hygiene and skin care. This is integral to preventing moisture associated skin damage from occurring. Further guidance can be accessed on the Tissue Viability intranet page.

Fitting Guide – Patient Standing



Fitting guide – Patient Laid Down



Hints and tips

Fitting

- Place smaller end of the pad to the front and the larger end to the back.
- Fold pad lengthways and gently cup the pad.
- Position pad towards the front for male patients/patients with a penis or centrally for female patients/patients without a penis.

Changing

- Contours regular 7 and 8 pads have a wetness indicator on the exterior of the pad – when this has disappeared/smudged over half the length of the pad the pad must be changed as further absorbency will be limited.
- F6 (faecal only) pads require changing as soon as soiled.

Leakage

- Check placement of pad and that appropriate securing in place (i.e. close fitting underwear or Attends Stretch Pants depending on pad type).
- Only increase the absorbency of the pad when you have ruled out any issues with fitting.
- For ongoing leakage and fitting issues please seek further advice (see below contact details).

Title	Adult Incontinence Care Advice and Support Protocol		
Approved by	The Fundamental Standards of Holistic Care-Clinical Advisory Group	Date of Approval	02 April 2025
Protocol Number	CLIN-0060-v4	Date of Review	02 April 2028

Adult Incontinence Care Advice and Support Protocol

This protocol should be read alongside the Consent to Examination or Treatment Procedure

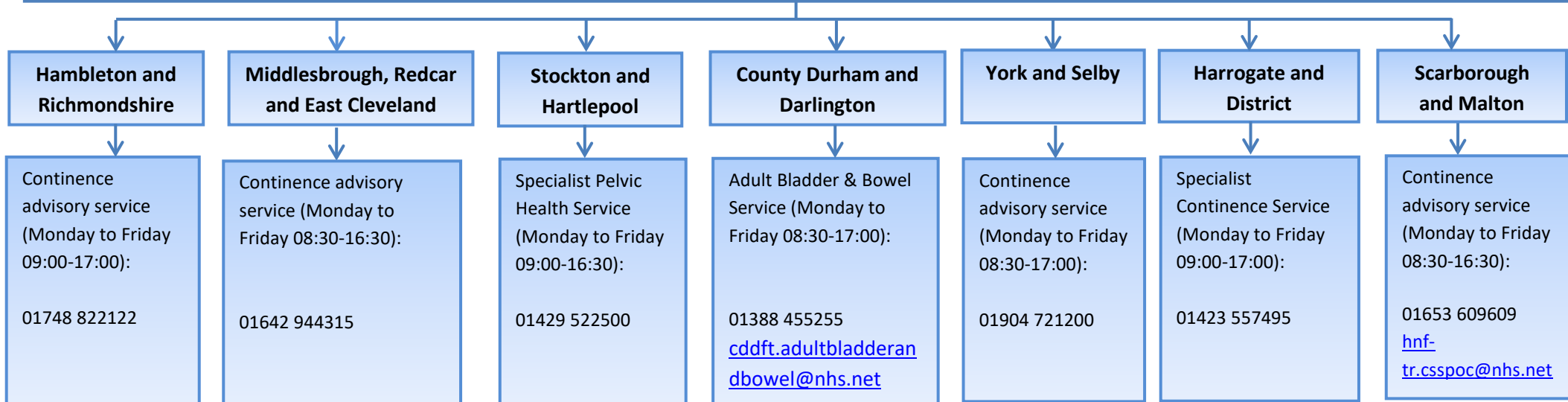


Tees, Esk and Wear Valleys
NHS Foundation Trust

First contact for all incontinence concerns or queries should be inpatient Medic on site/on call, inpatient Physical Healthcare Practitioners or Primary Care Team. If further advice is needed the following sources can be accessed.

Patients experiencing new incontinence that is not likely to resolve (e.g. acute urinary tract infection or acute digestive tract infection may cause incontinence that will resolve following treatment), or patients experiencing long term poorly controlled incontinence should be referred for further support via the following contacts.

For inpatients contact locality team (below) based on ward location.
For discharge planning contact locality team (below) based on discharge destination.
To gain patient history upon admission contact locality team (below) based on patient home address.
For community support contact locality team (below) based on patient home address.



Title	Adult Incontinence Care Advice and Support Protocol		
Approved by	The Fundamental Standards of Holistic Care-Clinical Advisory Group	Date of Approval	02 April 2025
Protocol Number	CLIN-0060-v4	Date of Review	02 April 2028



Blank Page

Title	Adult Incontinence Care Advice and Support Protocol		
Approved by	The Fundamental Standards of Holistic Care-Clinical Advisory Group	Date of Approval	02 April 2025
Protocol Number	CLIN-0060-v4	Date of Review	02 April 2028